



AI EDGE INFERENCE COMPUTER

RCO-6000-CML-2-2B15M

AI Edge Inference Computer W/ LGA 1200 for Intel 10th Gen CPU & W480E PCH, 2x LAN, 2x 15mm HDD, 1x PCIe x16, 1x PCI

Features

- LGA 1200 socket for 10th Gen. Intel® CML S Processor (35W TDP)
- Intel® W480E chipset
- 2x DDR4 2666/2933MHz SODIMM. Max. up to 64GB
- Triple Independent Display: 2x DisplayPort, 1x DVI-I
- 2x Intel® GbE supporting Wake-on-LAN and PXE
- 2x Full-size Mini PCIe for communication or expansion modules, 2x SIM socket
- 5x 2.5" SATA HDD Bay (1x Internal) and with RAID 0, 1, 5, 10 support
- 1x M.2 (E Key, PCIe x1, USB 2.0, 2230)
- 8x RS-232/422/485 (6x internal), 6x USB 3.2 Gen 2, 3x USB 3.2 Gen 1 (1x internal)
- 8x DI + 8x DO with isolation
- 9 to 48VDC Wide Range Power Input Supporting AT/ATX Mode
- Wide Operating Temperature -25°C to 70°C (35W CPU)
- TPM 2.0 Supported
- Edge AI Ready with Hailo-8™ (26 TOPS / 2.5W)
- UL Listed



Specifications

System	
Processor	
Support 10th Gen Intel® CML S Processor (LGA 1200, 35W TDP)	
- Intel® Xeon® W-1290TE, 10 Cores, 20MB Cache, up to 4.5 GHz	
- Intel® Core™ i9-10900TE, 10 Cores, 20MB Cache, up to 4.5 GHz	
- Intel® Core™ i7-10700TE, 8 Cores, 16MB cache, up to 4.4 GHz	
- Intel® Core™ i5-10500TE, 6 Core, 12MB Cache, 3.7 GHz	
- Intel® Core™ i3-10100TE, 4 Cores, 9MB Cache, up to 3.6 GHz	
System Chipset	Intel® W480E Chipset
LAN Chipset	GbE1: Intel I219 (Support Wake-on-LAN and PXE) GbE2: Intel I210 (Support Wake-on-LAN and PXE)
Audio Codec	Realtek ALC888S
System Memory	2x 260-Pin DDR4 2666 /2933MHz SODIMM. Max. up to 64GB (ECC and Non-ECC)
Graphics	Intel® UHD Graphics 630
BIOS	AMI 256Mbit SPI BIOS
Watchdog	Software Programmable Supports 1~255 sec. System Reset
AI Accelerator	Supports 4x Hailo-8™ modules
TPM	TPM 2.0
Display	
Display Port	2x DisplayPort, support resolution 4096 x 2304, DP++
DVI	1x DVI-I, support resolution 1920 x 1200
Multiple Display	Triple Display
VGA	Yes (by optional split cable)
Storage	
SIM Socket	2x External SIM socket (Mini PCIe attached)
SSD/HDD	1x Internal 2.5" SATA/SSD HDD Bay (support H=9mm) 2x 7mm, 2x 15mm Hot-swappable 2.5" SATA HDD/SSD Bay Support RAID 0, 1, 5, 10
Expansion	
M.2	1x M.2 (E Key, PCIe x1, USB 2.0, 2230)
Mini PCIe	2x Full-size Mini PCIe
PCIe	1x PCIe x16
PCI	1x PCI
Expansion Modules	
Occupied One Universal I/O Slot:	
• 4-port GbE module with Intel® I350 Chipset, RJ-45 or M12 connector (PoE optional)	
• 2-Port RJ45 10GbE with Intel X710 Chipset	
• 4-Port USB with Renesas uPD720201K8 host controller (share PCIe Gen2 x1 bandwidth)	
• 1x M.2 for 5G (B Key, PCIe x1, USB 3.0, 3042/3052), Including 2x SIM socket, 1x SIM switch (1x Universal Slot Only)	
Card Dimension	235 (L) x 112 (H) mm
I/O	
Audio	1x Mic-in, 1x Line-out
CAN	2x CAN 2.0 A/B 2-pin Internal header
COM	2x RS-232/422/485 ; 6x RS-232/422/485 (internal)
DIO	8 in / 8 out (Isolated)
LAN	2x RJ45
Universal I/O Bracket	2x Universal I/O Bracket (By mini PCIe interface)
USB	6x USB 3.2 Gen 2 (10 Gbps) 3x USB 3.2 Gen 1 (5 Gbps, 1x Internal) 2x USB 2.0 header (internal)

Others

5x WiFi Antenna Holes

1x Power Switch, 1x AT/ATX Switch, 1x Remote Power On/Off

1x PC/Car Mode Switch, 1x Delay Time Switch

1x Removable CMOS Battery

4x 4-Pin Power Connector, 1x 4-PIN FAN Connector

Operating System

Windows Windows 10

Linux Linux kernel

Power

Power Adapter Optional AC/DC 24V/5A, 120W

Optional AC/DC 24V/9.2A, 220W

Power Mode AT, ATX

Power Ignition Sensing Power Ignition Management

Power Supply Voltage 9~48VDC

Power Connector 5-pin Terminal Block

Power Protection OVP (Over Voltage Protection), OCP (Over Current Protection), Reverse Protection

Environment

Operating Temperature -25°C to 70°C (35W CPU)

Storage Temperature -30°C to 85°C

Relative Humidity 10% to 95% (non-condensing)

Certification UL 62368 Ed. 3, CE, FCC Class A

Vibration With SSD: 5 Grms, 5 - 500 Hz, 0.5 hr/axis

With HDD: 1 Grms, 5 - 500 Hz, 0.5 hr/axis

Shock With SSD: 50G, half sine, 11ms

Physical

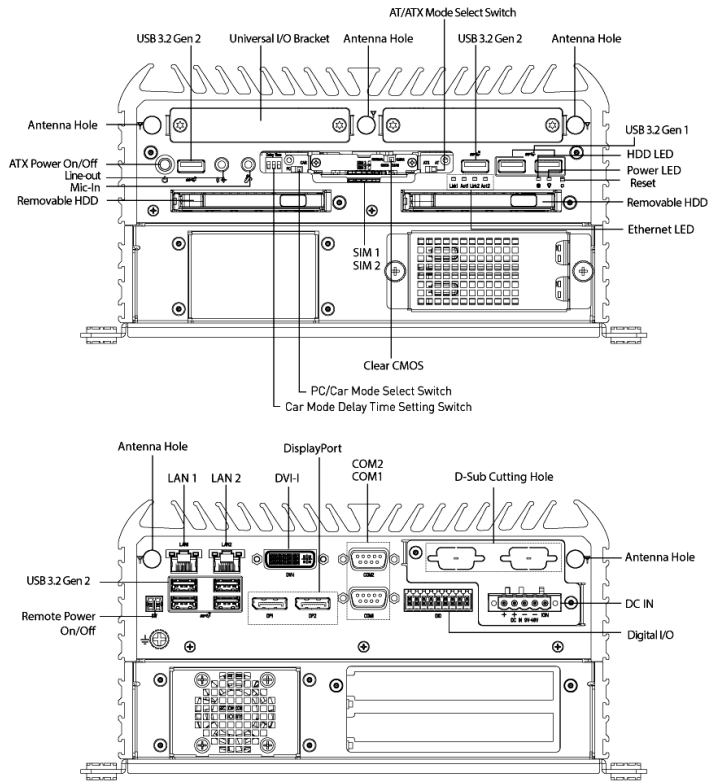
Dimensions 240 (W) x 261 (D) x 126.8 (H) mm

Weights 5.7~5.85 kg

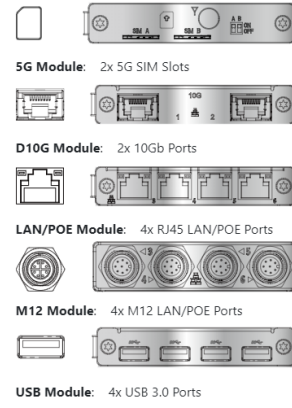
Construction Extruded Aluminum with Heavy Duty Metal

Mounting Options Wall Mounting

External I/O Mechanical Layout

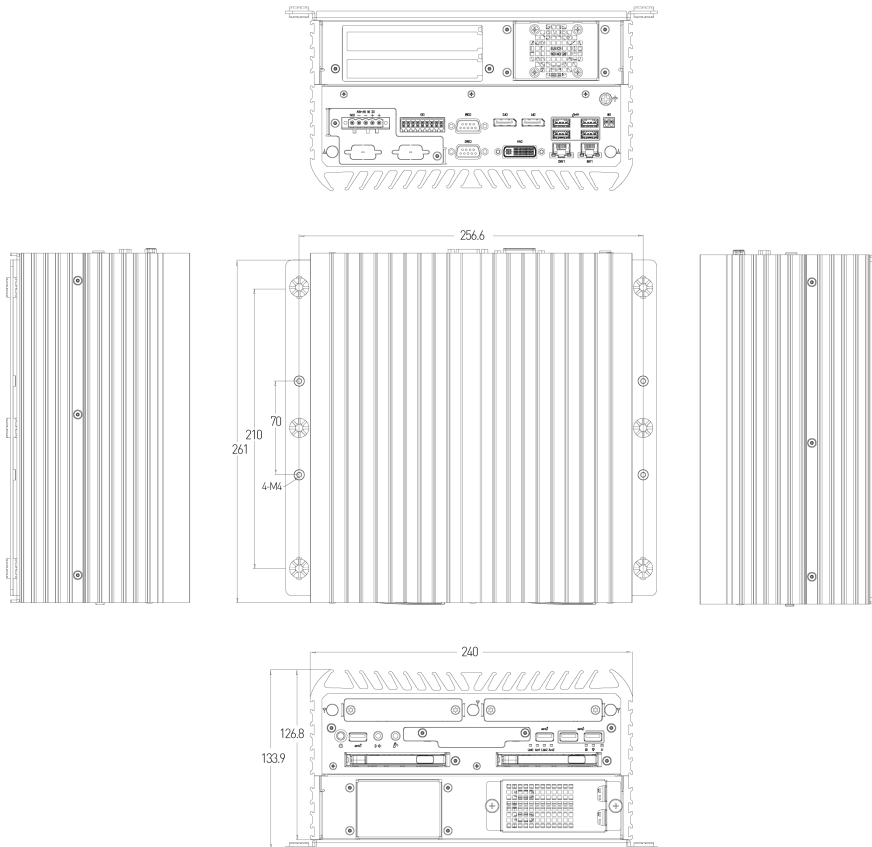


Available Modules



Dimension

Unit: mm



Available Models

Model No.	Description
RCO-6000-CML-2C-2B15M-P	AI Edge Inference Computer W/ LGA 1200 for Intel 10th Gen CPU & W480E PCH, 2x LAN, 1x PCIe x16, 1x PCI, 2 Bay 15mm

Optional Accessories

Model No.	Description
1-E09A12002	Adapter AC/DC 24V 5A 120W with 3pin Terminal Block Plug 5.0mm Pitch
1-E09A22102	Adapter AC/DC 24V 9.2A 220W with 3pin Terminal Block Plug 5.0mm Pitch
999930	Power Cord, 3-pin US Type, 180cm
1-TPCD00002	Power Cord, European Type, 180cm
1-TPCD00001	Power Cord, 3-pin UK Type, 180cm

Packing List

1x RCO-6000-CML Series Embedded System
 1x Wall Mount Kit
 1x Accessory Kit
 1x DVI to VGA Adapter

Exports And Tariff Codes

ECCN	5A992.c
HTS	8471.50.0150
ScheduleB	84.71